

Timeline on the CAVE Floor 6DOF Motion Platform Construction
for the
ONR Ship Crane Project
by
Lance Arsenault, John Kelso, and Ron Kriz

ACITC 3rd floor: CAVE floor opening under construction, tall view



ACITC 3rd floor: CAVE floor opening under construction, wide view



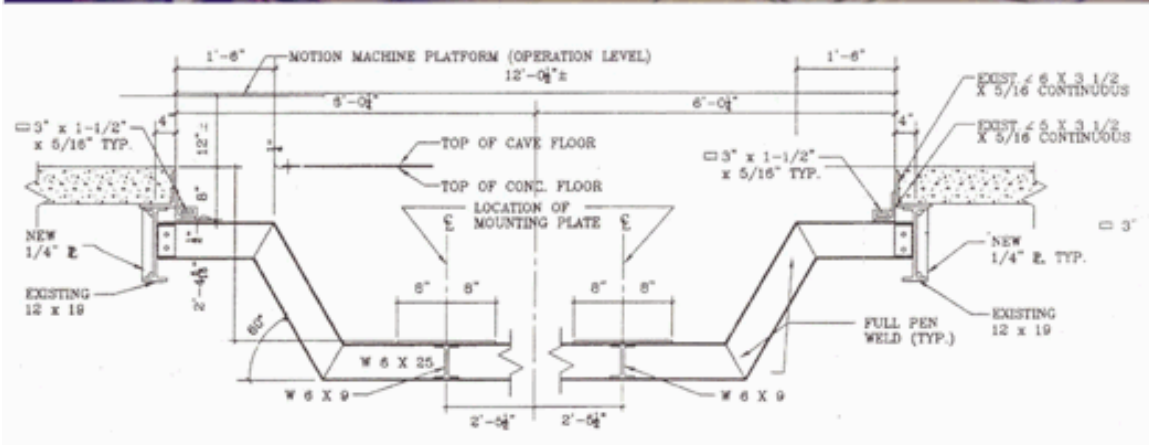

ACITC 3rd floor: CAVE floor substructure under construction



ACITC 3rd floor: CAVE floor substructure under construction




ACITC 3rd floor: 6 D.O.F. motion platform and saddle beam support beam



ACITC 3rd floor: lowering motion platform into frame



ACITC 3rd floor: lowering motion platform into frame, front view



ACITC 3rd floor: lowering motion platform into frame, top view




ACITC 3rd floor: framing prior to cement board



ACITC 3rd floor: framing with cement board




ACITC 3rd floor: CAVE floor cutout with chair mount




ACITC 3rd floor: CAVE floor plug




ACITC 3rd floor: motion platform extended thru cave floor opening




ACITC 3rd floor: CAVE projection screen framing



ACITC 3rd floor: CAVE projection screen framing, carpet, speakers, and projector stands



ACITC 3rd floor: projection screen installed --- Celebration!!!!
Left to right: L. Arsenaault, C. Logie, E. Tester, F. das Neves (R. kriz is taking the picture)



ACITC 3rd floor: installing chair: lift plug



ACITC 3rd floor: installing chair: remove plug



ACITC 3rd floor: installing chair: plug removed motion platform top plate exposed



ACITC 3rd floor: installing chair: move chair into CAVE




ACITC 3rd floor: installing chair: move chair into position





ACITC 3rd floor: installing chair: bolt chair onto motion platform



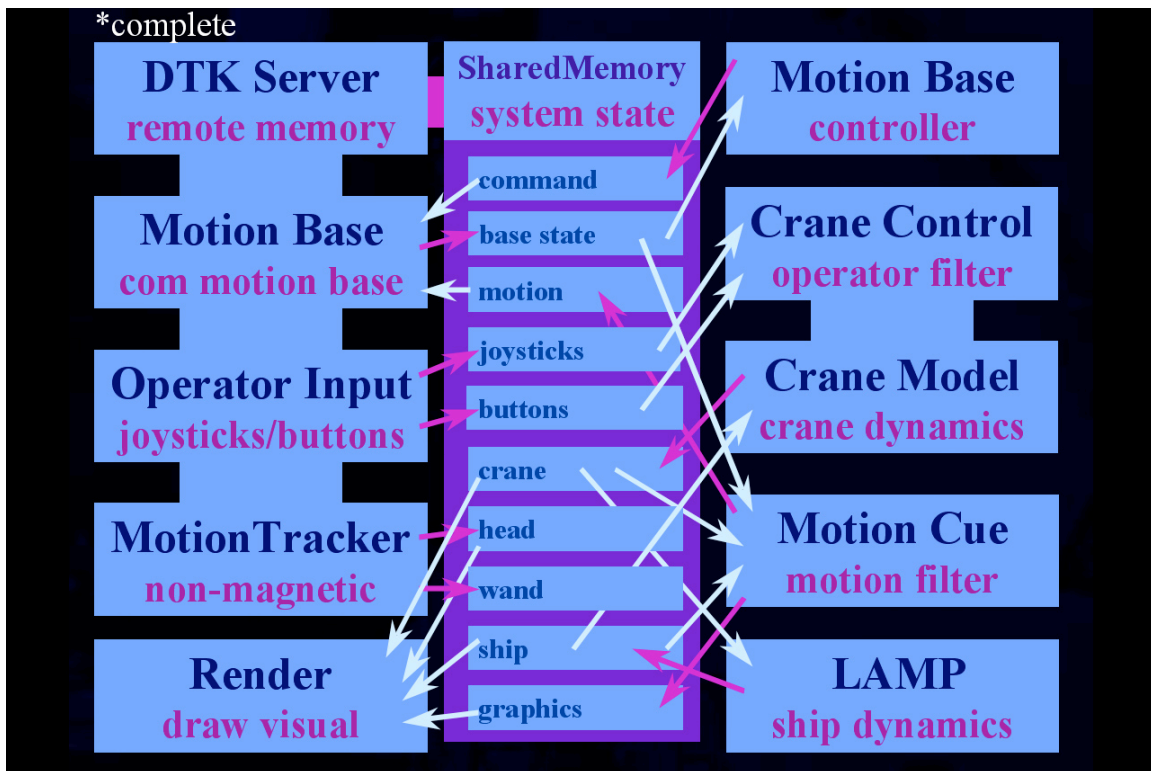
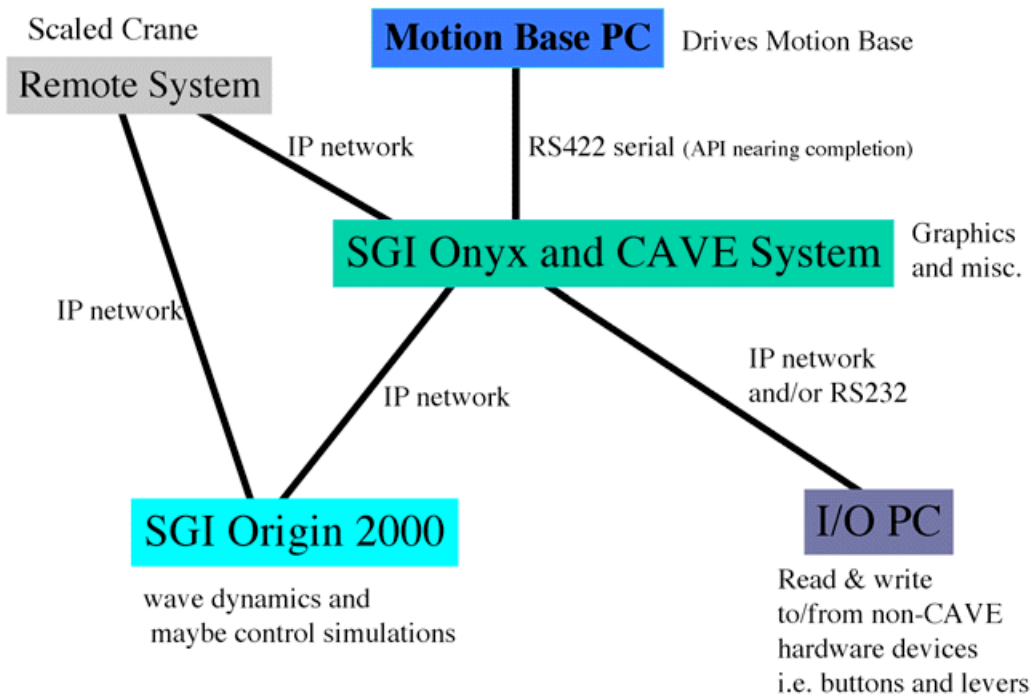
ACITC 3rd floor: installing chair: climb into chair, “fasten your seat belts”



ACITC 3rd floor: installing chair: simulated ship crane: CAVE->Idesk->desktop



Computer Systems Connectivity



Virtual Reality Simulation of Ships and Ship-Mounted Cranes

Mohammed F. Daqaq

Thesis submitted to the Faculty of the
Virginia Polytechnic Institute and State University
in partial fulfillment of the requirements for the degree of

Masters of Science
in
Engineering Mechanics

Ali H. Nayfeh, Chair

Ronald Kriz

Scott L. Hendricks

Ziyad N. Masoud

April 28, 2003
Blacksburg, Virginia

Keywords: Virtual Reality, CAVE, OpenGL, DIVERSE, Ship, Crane, Motion Base.
Copyright 2003, Mohammed F. Daqaq
(etd-05072003-115857)

Virtual Reality Simulation of Ships and Ship-Mounted Cranes

Mohammed F. Daqaq

(ABSTRACT)

We present a virtual simulation of ships and ship-mounted cranes. The simulation is carried out in a Cave Automated Virtual Environment (CAVE). This simulation serves as a platform to study the dynamics of ships and ship-mounted cranes under dynamic sea environments and as a training platform for ship-mounted crane operators. A model of the (Auxiliary Crane Ship) T-ACS 4-6 was built, converted into an OpenGL C++ API, and then ported into the CAVE using DiverseGL (DGL). A six-degrees-of-freedom motion base was used to simulate the actual motion of the ship. The equations of motion of the ship are solved using the Large Amplitude Motion Program (LAMP), while the equations of motion of the crane payload are numerically integrated; the interaction between the payload and the ship is taken into consideration. A nonlinear delayed-position feedback-control system is applied to the crane and the resulting simulation is used to compare the controlled and uncontrolled pendulations of the cargo. Our simulator showed a great deal of realism and was used to simulate different ship-motion and cargo transfer scenarios.

This work received support from the Office of Naval Research under Grant No. N00014-99-1-0562.